



Letter of Agreement (LoA)

Reims ACC (LFEE) and Marseille ACC (LFMM)

Name: LoA-LFEE-LFMM_EN

Date: March 19, 2026

Version: v4.0

Validity: Permanent

INDEX

1. Purpose	2
2. Areas of Responsibility	2
2.1. Airspace structure and classification within the Area of Common Interest	2
2.1.1. LFEE FIR/UIR	2
2.1.2. LFMM FIR/UIR	2
2.2. Sectorisation within the Area of Common Interest	3
2.2.1. LFEE ACC	3
2.2.2. Basel APP	4
2.2.3. LFMM ACC	5
2.2.4. Lyon APP	6
2.3. Special Areas within the Area of Common Interest	7
3. Procedures for Coordination	8
3.1. General Conditions for Acceptance of Flights	8
3.2. ATS-Routes, DCTs, Co-Ordination Points and Level Allocation	9
3.2.1. Flights from Basel APP to LFMM ACC	9
3.2.2. Flights from LFMM ACC to Basel APP	9
3.2.3. Flights from Basel APP to Lyon APP	9
3.2.4. Flights from Lyon APP to Basel APP	9
4. Contributions	10
5. Changelog	10

1. Purpose

The purpose of this Letter of Agreement (LoA) is to define the coordination procedures to be applied between **Reims ACC** and **Marseille ACC** when providing Air Traffic Services (ATS) under IFR or VFR flight rules.

The content of the agreement is approved by the concerned ATC Operations Department and FIR Chiefs and its application is mandatory for all IVAO members providing ATS within an active position concerned by this LoA.

2. Areas of Responsibility

2.1. Airspace structure and classification within the Area of Common Interest

2.1.1. LFEE FIR/UIR

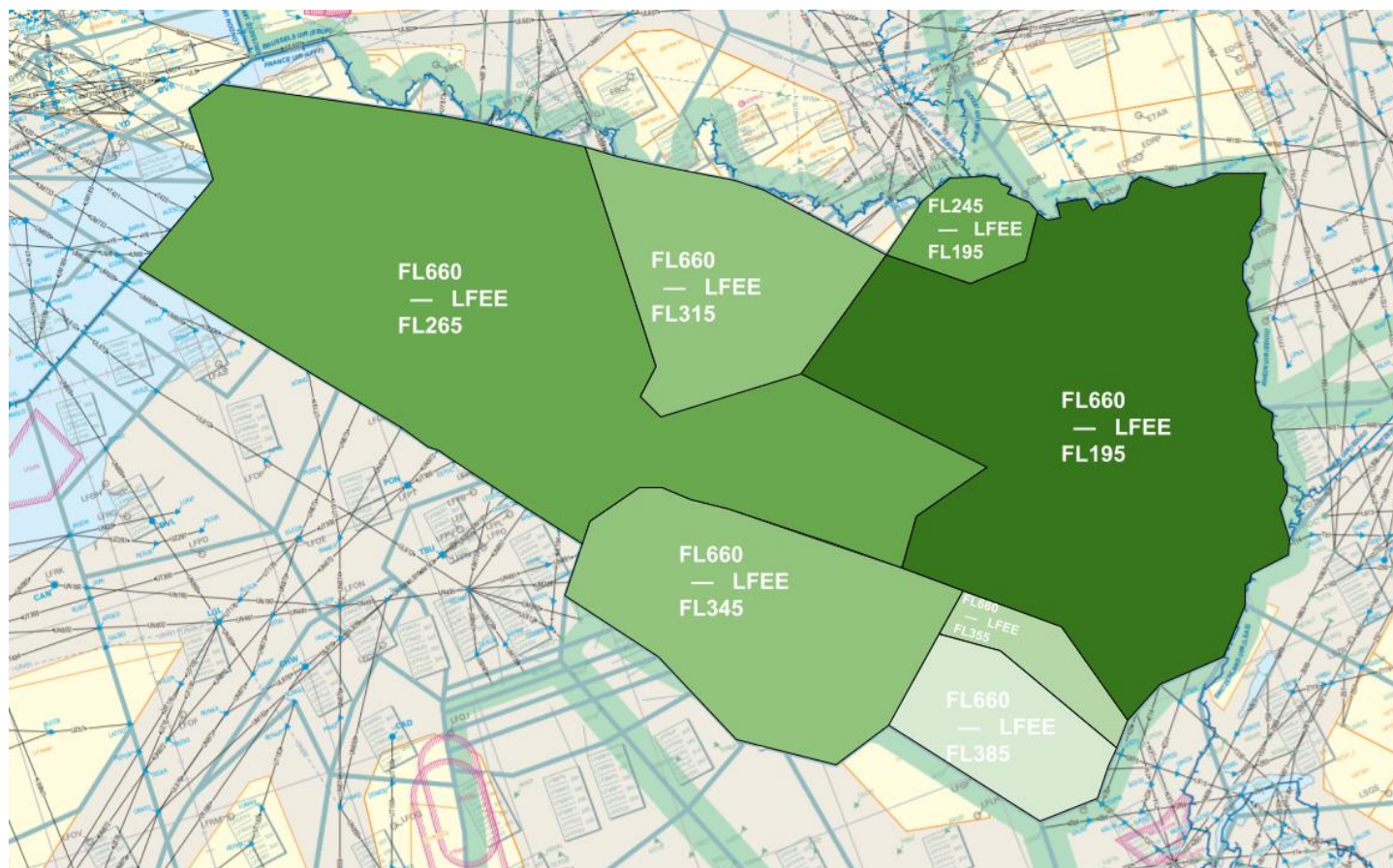
Area	Vertical Limits	Airspace Classification
UIR	Above FL660	G
	FL195/FL660	C
FIR	FL115/FL195	D
	AGL-AMSL/FL115	G outside other classified airspace

2.1.2. LFMM FIR/UIR

Area	Vertical Limits	Airspace Classification
UIR	Above FL660	G
	FL195/FL660	C
FIR	FL115/FL195	D
	AGL-AMSL/FL115	G outside other classified airspace

2.2. Sectorisation within the Area of Common Interest

2.2.1. LFEE ACC



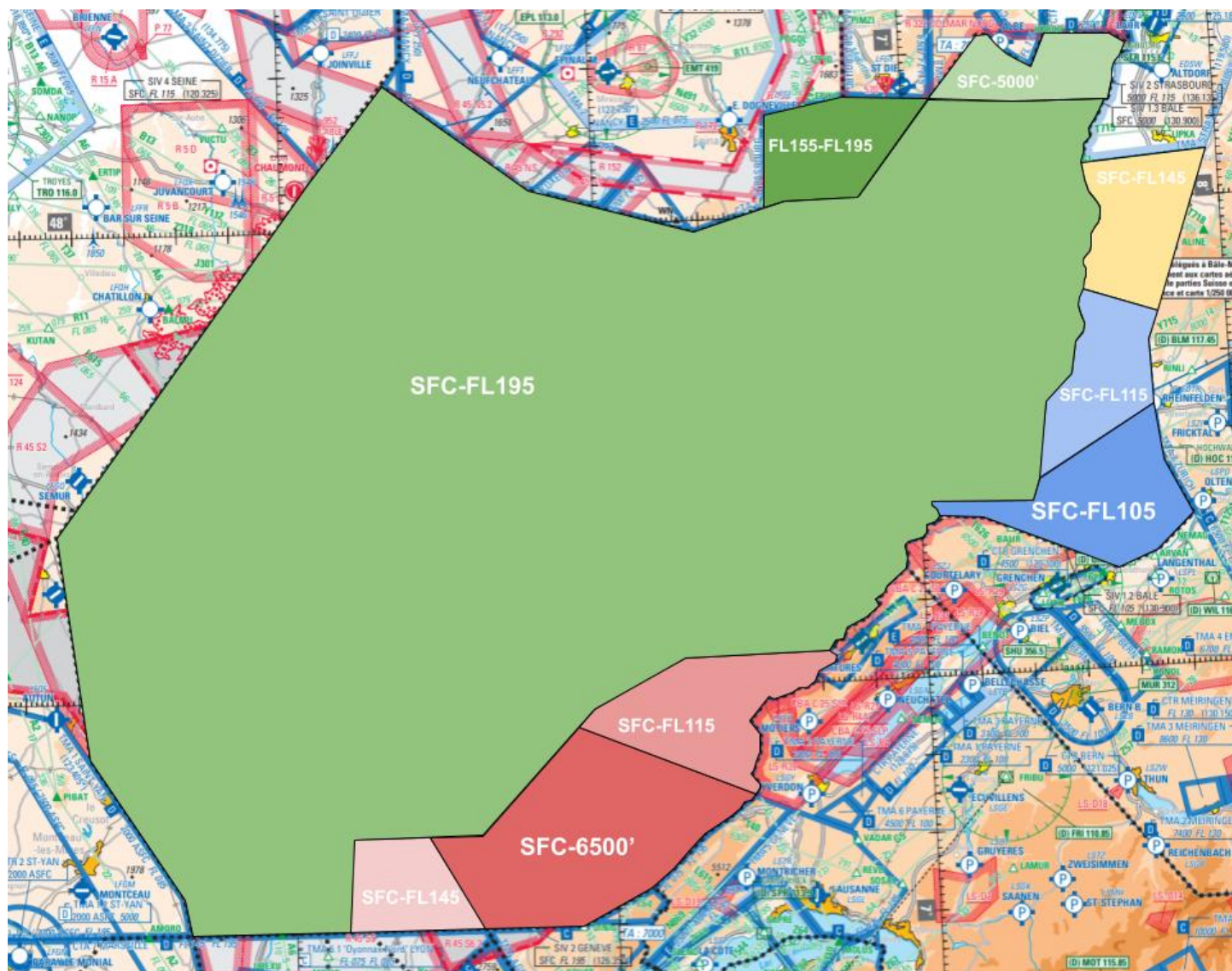
The Reims ACC sectorisation is described on the picture above. There is no direct interface between Reims ACC and Marseille ACC.

Position	Identifier	Frequency	Remarks
Primary Sectors			
Reims Control	LFEE_CTR	135.505	

FOR SIMULATION USE ONLY - NOT VALID FOR REAL OPERATIONS

2.2.2. Basel APP

Basel APP Area of Responsibility is depicted by the picture below from SFC to FL195.



There is only one primary position in charge of Basel APP airspace:

Position	Identifier	Frequency	Remarks
Primary Sectors			
Basel Approach	LFBS_APP	133.510	

FOR SIMULATION USE ONLY - NOT VALID FOR REAL OPERATIONS

2.2.3. LFMM ACC



Marseille ACC airspace is described in the picture above.

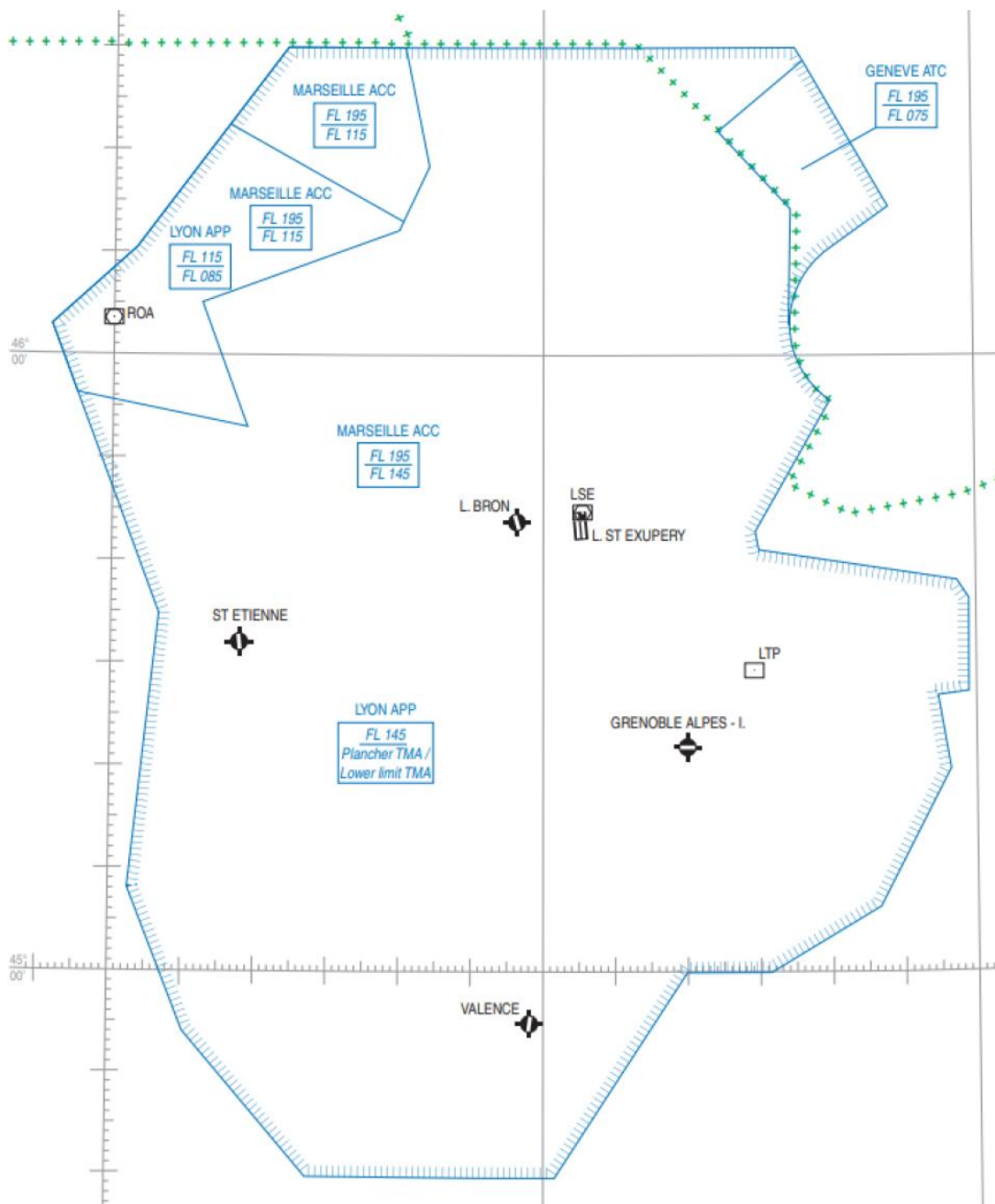
Marseille ACC positions concerned by this LoA are the following:

Position	Identifier	Frequency	Remarks
Primary Sectors			
Marseille Control	LFMM_CTR	128.850	
Secondary Sectors			
Marseille Control	LFMM_W_CTR	132.365	

FOR SIMULATION USE ONLY - NOT VALID FOR REAL OPERATIONS

2.2.4. Lyon APP

Lyon APP Area of Responsibility is depicted by the picture below from SFC to FL145.



There is only one primary position in charge of Lyon APP airspace:

Position	Identifier	Frequency	Remarks
Primary Sectors			
Lyon Approach	LFLL_APP	136.075	

FOR SIMULATION USE ONLY - NOT VALID FOR REAL OPERATIONS

2.3. Special Areas within the Area of Common Interest

Nil.

3. Procedures for Coordination

3.1. General Conditions for Acceptance of Flights

Coordination of flights shall take place by reference to the COP for the relevant route and in accordance with the appropriate flight levels specified in paragraph 3.2.

Flights shall be considered to be maintaining the coordinated flight level at the transfer of control point unless climb or descent conditions have been clearly stated by either the LoA conditions or a text/verbal coordination.

If the accepting ATS unit cannot accept a flight offered in accordance with the conditions specified in the LoA, it shall clearly indicate its inability and specify the conditions under which the flight will be accepted.

For any proposed deviation from the conditions specified in 3.2 (COP, route, FL), the transferring unit shall initiate an approval request.

Traffics shall be transferred as soon as possible, clear of any conflicting traffic.

Silent Radar Handover are possible with a minimal separation of 10Nm and required if the longitudinal separation is less than 20Nm. In that case, the transferring ATS unit shall assign speeds/Mach numbers to both aircraft, the speed of the number one needs to be greater or equal to the speed of the second. Pilots shall report their assigned speed to the receiving ATS unit at the first contact.

3.2. ATS-Routes, DCTs, Co-Ordination Points and Level Allocation

3.2.1. Flights from Basel APP to LFMM ACC

ATS-Route or DCT	COP	Flight Level Allocation	Special Conditions	Reference
A6	ALURA	Odd		
		FL190 max	DEP LFGJ LFSD	

3.2.2. Flights from LFMM ACC to Basel APP

ATS-Route or DCT	COP	Flight Level Allocation	Special Conditions	Reference
A6	ALURA	Even		
		FL180 max	ARR LFEE FIR	

3.2.2.1.

Flights departing from or with destination LFLH LFLM LFHS via ALURA are coordinated between Lyon APP and Basel APP.

3.2.3. Flights from Basel APP to Lyon APP

ATS-Route or DCT	COP	Flight Level Allocation	Special Conditions	Reference
A6	ALURA	Odd		

3.2.3.1.

Traffic with destination Lyon SIV except LFLU are not accepted via A6.

3.2.4. Flights from Lyon APP to Basel APP

ATS-Route or DCT	COP	Flight Level Allocation	Special Conditions	Reference
A6	ALURA	Even		
		On coordination	ARR LFLH LFGJ LFGF LFGZ	

4. Contributions

This document has been drafted in coordination between the ATC Operations Department of France division and Reims FIR staff and Marseille FIR staff.

5. Changelog

Version	Date	Changes
V4.0	19/03/2026	<ul style="list-style-type: none">- New Format- Conditions of exchange- LFMM ACC airspace- LFEE ACC airspace